




BTT2101 BTT2101LF



THE BOSTON VALVE Co.

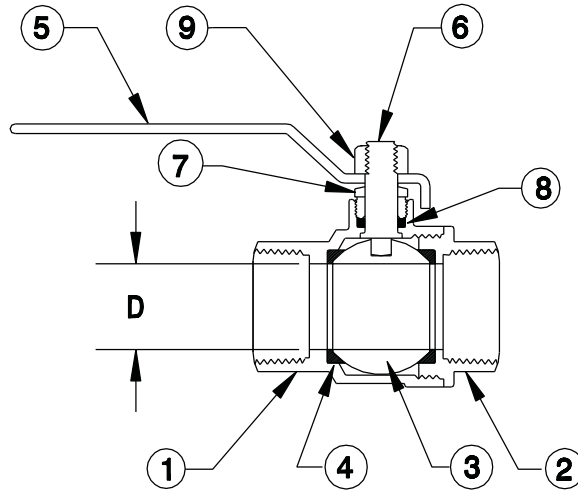
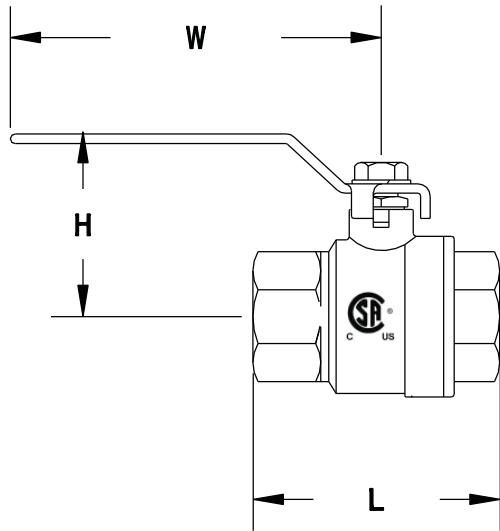
A DIVISION OF BOSTON METAL PRODUCTS, LTD.
25 THURBER BLVD., UNIT #3
SMITHFIELD, RI 02917

TOLL FREE: 1-800-839-0013, TEL: 401-231-8537
FAX: 401-231-8491
WWW.BOSTONVALVE.COM

BTT2101 & BTT2101LF SERIES

LARGE BALL VALVE

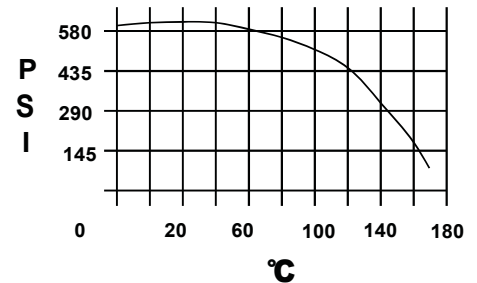
A quarter turn brass ball valve with female NPT end connections. Valve conforms to WW-V-35, type II, style 3. Rated 400 WOG /150 WSP, CSA certified to ASME B16.33 "Manually Operated Metallic Gas Valves for Gas Piping Systems up to 125 PSIG".



DIMENSIONS

CAT. NO.	CAT. NO.	SIZE	L	D	H	W
BTT2502101	BTT2502101LF	2 1/2	5.38	2.52	4.65	9.62
BTT3002101	BTT3002101LF	3	5.83	2.95	5.00	9.62
BTT4002101	BTT4002101LF	4	7.31	3.90	5.62	10.5

PRESS. VS. TEMP. CURVE



MATERIAL LIST

NO.	PART NAME	BTT SERIES MATERIALS	BTTLF SERIES MATERIALS
11	O-RING	BUNA-N	BUNA-N
10	LOCK WASHER	STEEL, ZINC PLATED	NYLON
9	NUT	STEEL, ZINC PLATED	STAINLESS STEEL
8	STEM PACKING	PTFE	PTFE
7	GLAND NUT	BRASS	BRASS
6	STEM	BRASS	304 STAINLESS STEEL
5	HANDLE	STEEL, ZINC PLATED, PLASTICOATED	STEEL, ZINC PLATED PLASTICOATED
4	SEAT	PTFE	PTFE
3	BALL	BRASS, HARD CHROME PLTD.	304 STAINLESS STEEL
2	END CAP	BRASS	BRASS C46400
1	BODY	BRASS	BRASS C46400